



Features overview and quick start guide



**Prescribing
Companion**



SPARC

Introduction to the app & disclaimer

The App can be used on compatible Android and iOS devices.

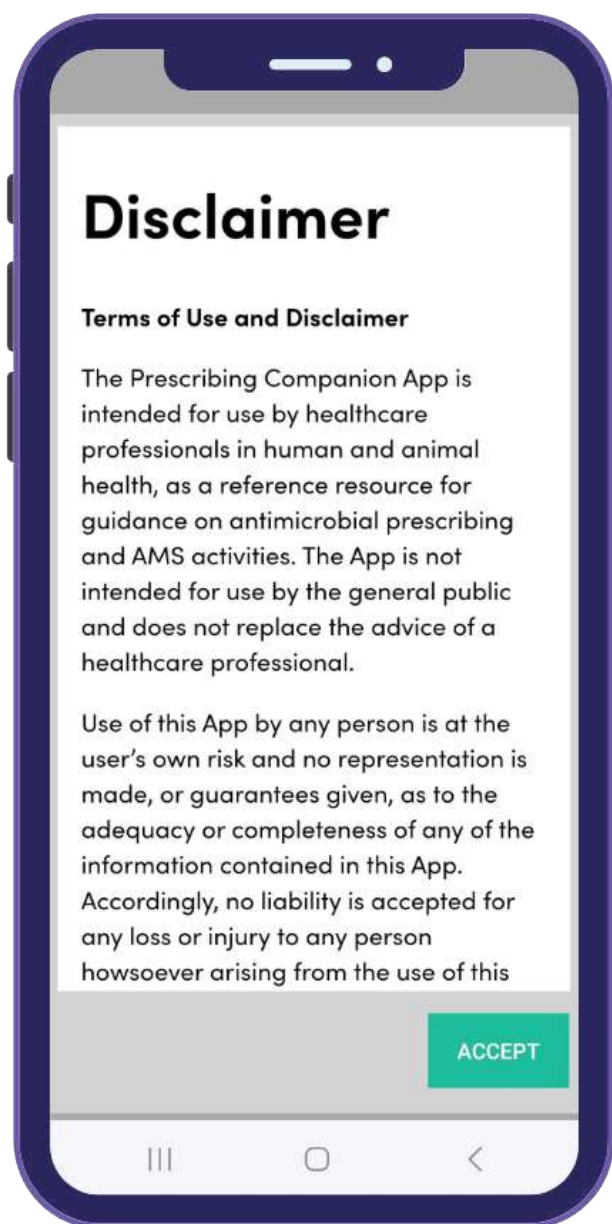
All country-specific guidelines are fully developed, owned, and managed by the individual country. This includes any additional content such as intervention tools, audit tools, etc.

Upon the App's launch, the in-country App Champion is responsible for managing the country content, which includes uploading the newest version of the country guidelines and additional resources.

Any international resources available are fully owned by the respective organisations, e.g. WHO and CDC and these are embedded in the App as live links to these third-party websites, which auto-update when new updates are available.

The App has been designed to minimise the need for internet access. Once the app is downloaded, all country-specific guidance is available offline. Where information such as international guidance/resources is on an external site, e.g., WHO, company websites, etc., an internet connection will be needed. The prescribing companion website is only available online.

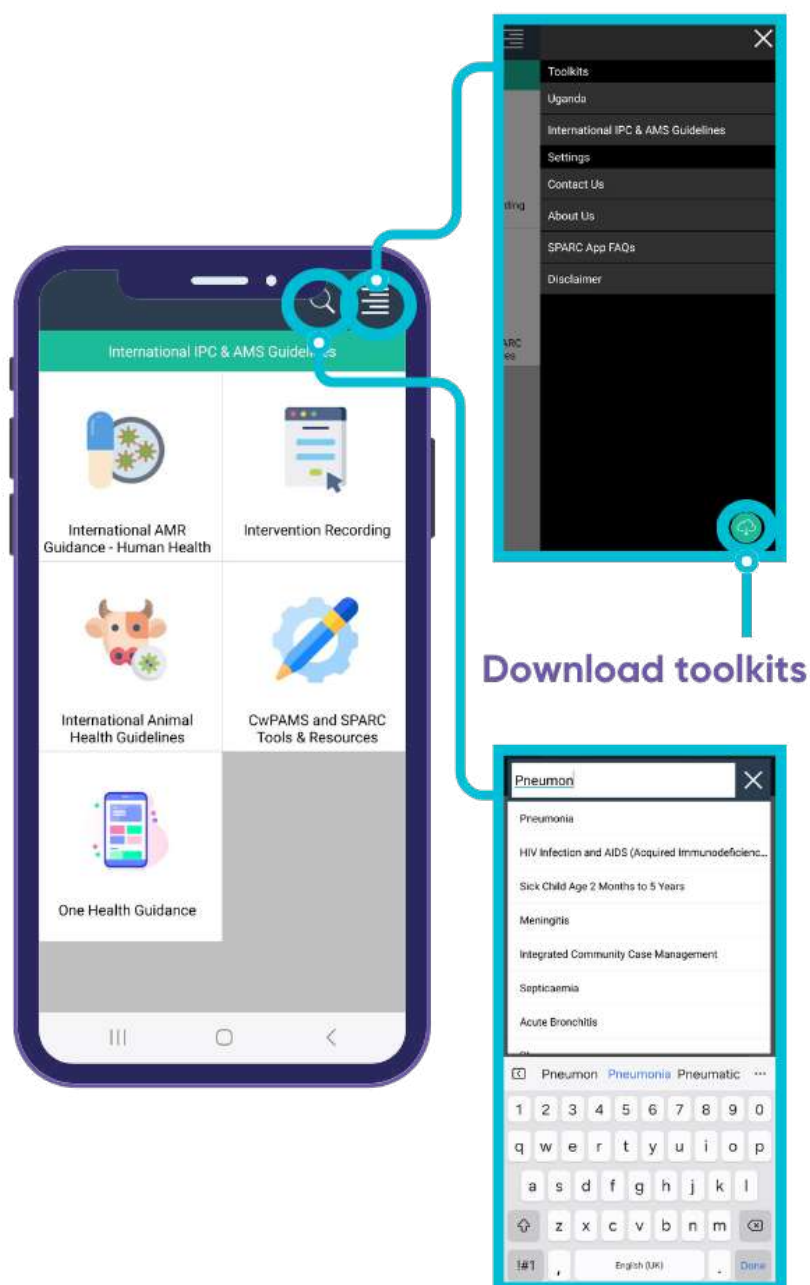
Getting started



Before you can access any content contained in the Prescribing Companion App, you must accept the **Terms of Use** and **Disclaimer**.

Features at a glance

Before we begin with how to access the toolkits and resources, let us take you through the main features so you can get the most from the app.



Quick menu (and downloading additional toolkits)

Click the quick menu button from any app page to access the resources, called 'Toolkits'. Any toolkits that have already been downloaded to the app will be displayed here.



Tap the download button to browse and download available country toolkits.

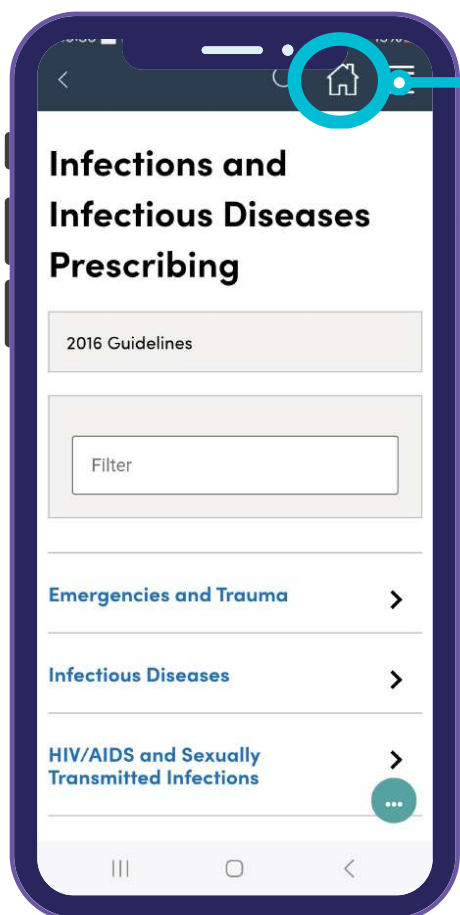
Download toolkits

From the quick menu, you can also access **Contact Us details**, **About Us information**, **frequently asked questions (FAQs)** and view the **disclaimer** again.

Quick search

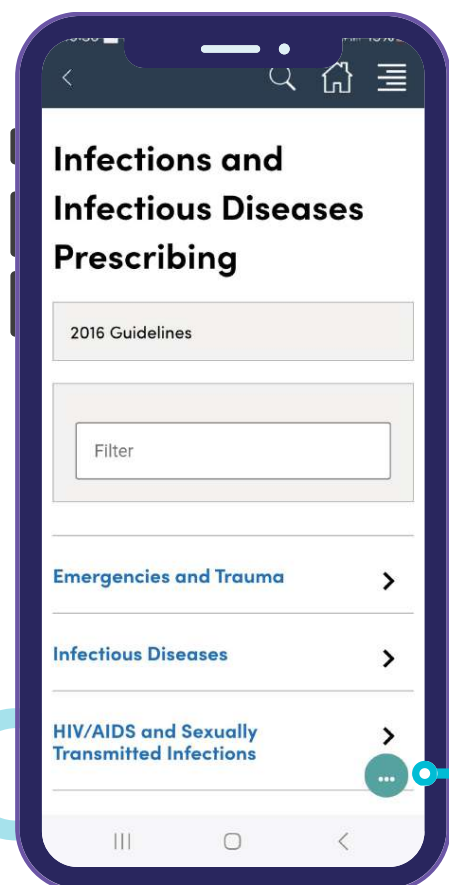
Hit the magnifying glass icon to use the quick search function. Just start typing a search term and the app will return matching results for the toolkit selected.

Tip! You can use the quick search box to quickly return results for a specific disease area.



Return to homepage

Tap the home icon from any resource within a toolkit to return back to that toolkit's home page.



Feedback

Send feedback to resource editors.

Notes

Add notes or comments to look back on.

Pin

Pin your favourite resources for quick access.

Useful utilities

You can access several useful utilities from the page of any resource.



Tap the download button to browse and download available country toolkits.

Quick start user guide

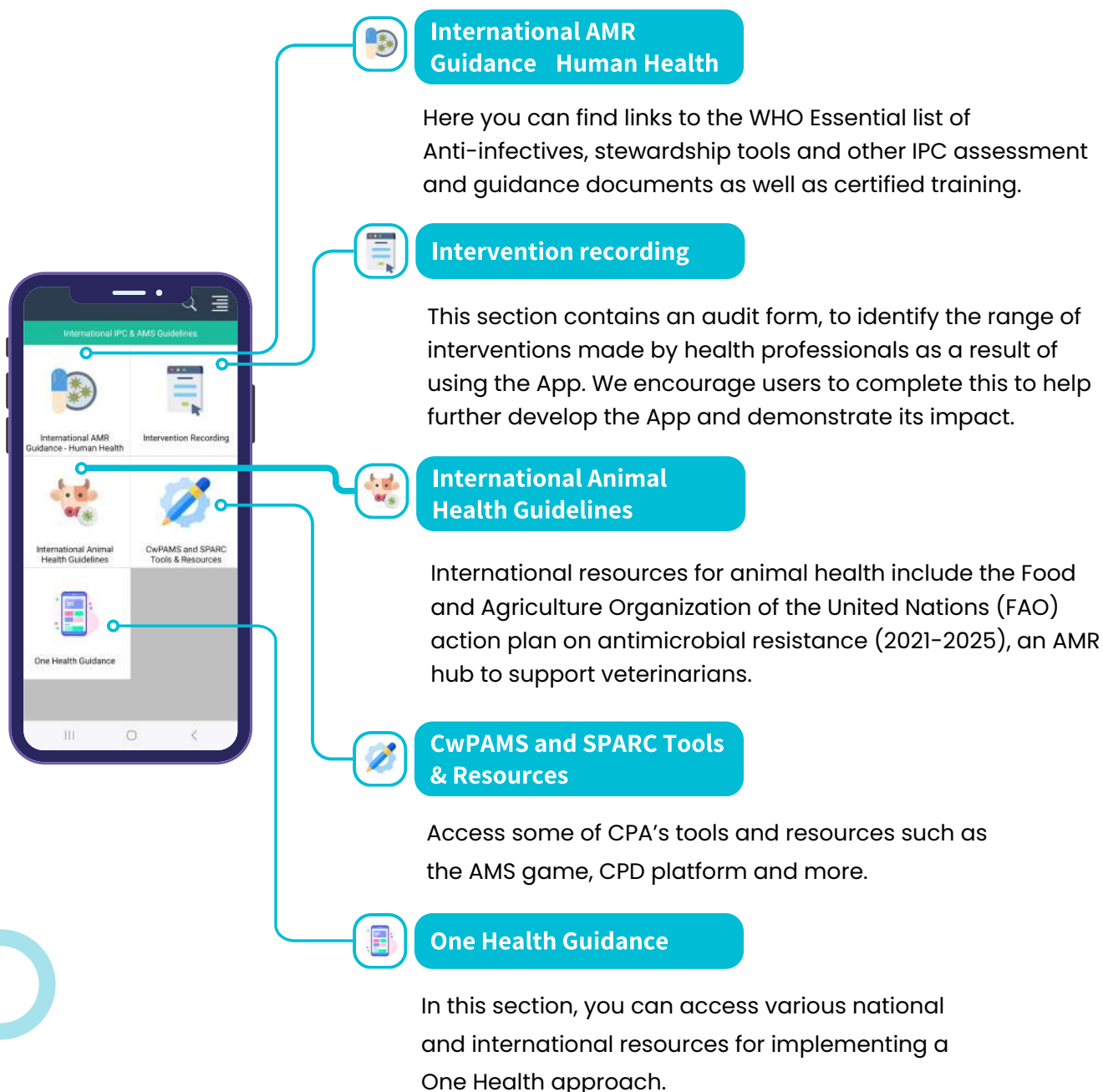
International AMS and IPC resources

Upon accepting the disclaimer, the **international AMS & IPC** toolkit is displayed by default.



This toolkit contains website links to external resources and websites and must be accessed with an internet connection.

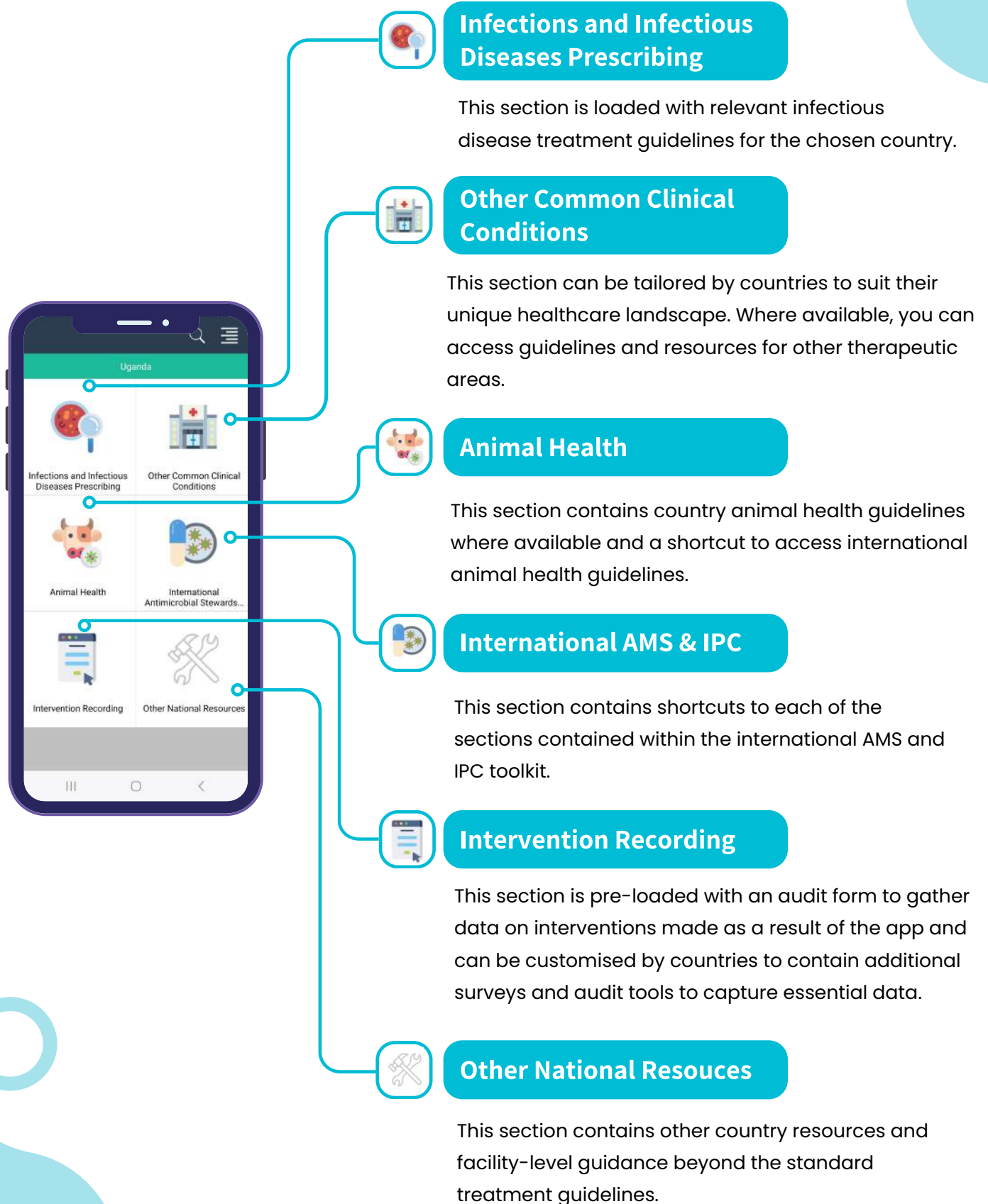
It can be navigated as follows:



Accessing country toolkits

To access country toolkits once they have been downloaded, open the **quick menu** and select from a **toolkit**.

The dashboard of every country's toolkit looks the same and can be navigated as follows:



Updating sections of the toolkit

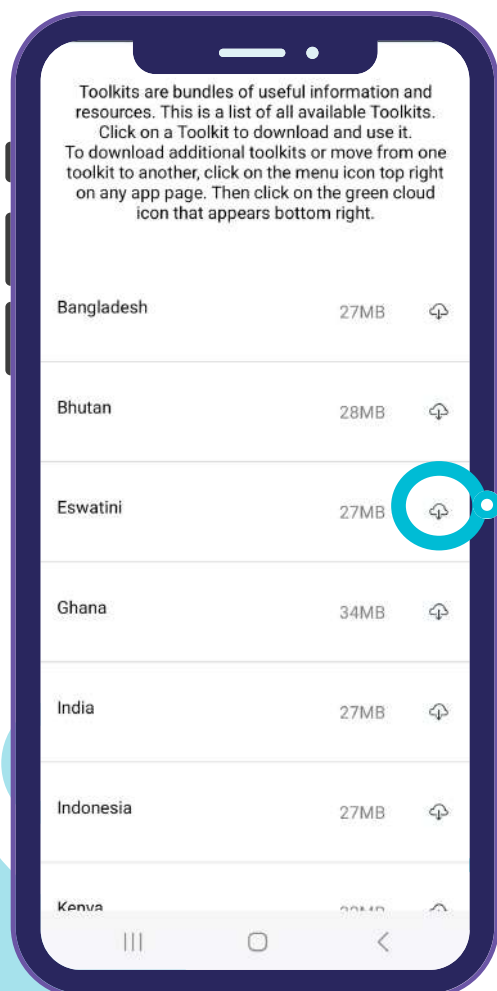


Any sections highlighted with a red exclamation mark require updating as the information may be out of date. Select the section to update the resources.

Downloading new toolkits



Downloading toolkits requires an internet connection. However, once country toolkits have been downloaded to your device, they can be accessed without an internet connection.



If a toolkit has not been downloaded, you will need to tap the download icon from the quick menu to browse available toolkits.



To download your selected toolkit, select the download icon to commence the download.

**Commence download
of toolkit**